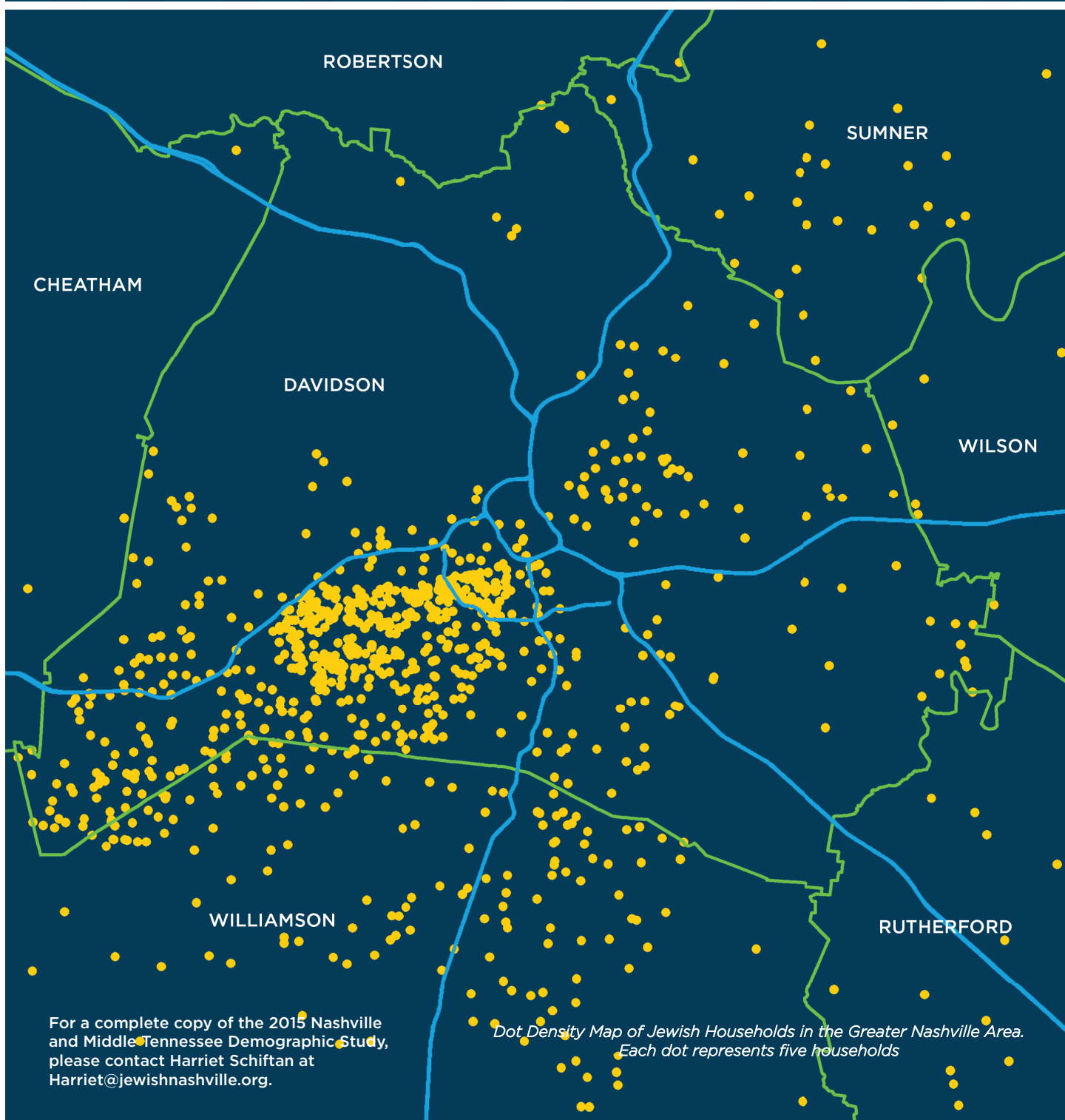


18

Unique Facts

ABOUT JEWISH LIFE IN MIDDLE TENNESSEE

Compiled from results of the 2015 Nashville and Middle Tennessee Jewish Demographic Study conducted by Brandeis University's Steinhardt Social Research Center and funded by the Jewish Federation of Nashville and Middle Tennessee.



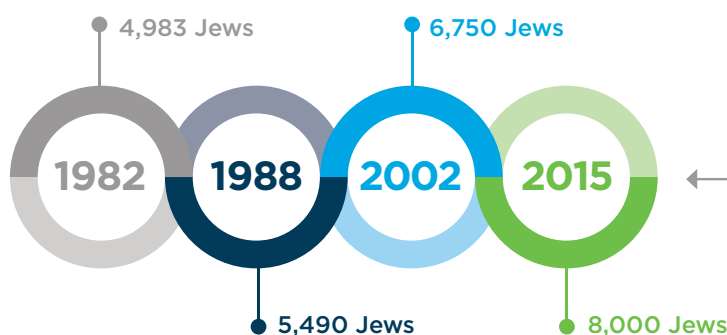
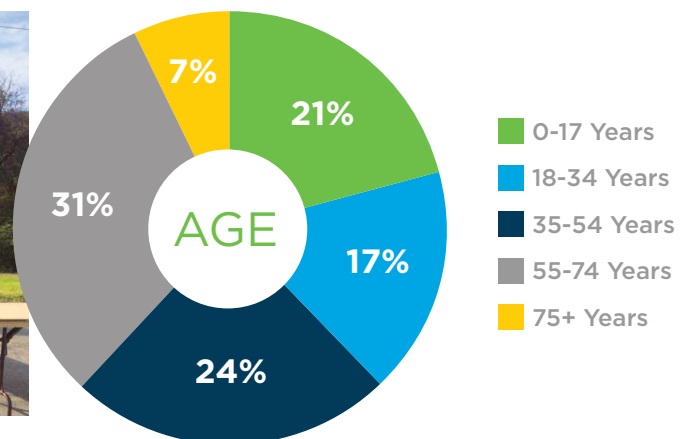


Our Jewish Community

1

Our community is larger and somewhat older than it was 14 years ago. We have approximately **11,000 people (includes everyone who resides in a home with a Jewish person) living in 4,700 homes and our median age is 48.**

AGE OF JEWISH COMMUNITY POPULATION



Past Nashville and Middle Tennessee community studies estimated Jewish population.

Our community has grown by about 20% since 2002

2

Our population is transient but stable; approximately the same number of Jewish residents are moving into the area as is moving away each year. However, we are also experiencing slow but steady growth.



WHO WE ARE

There are
11,000 people

living in
4,700 Jewish
households

of those there are
6,500 Jewish
adults

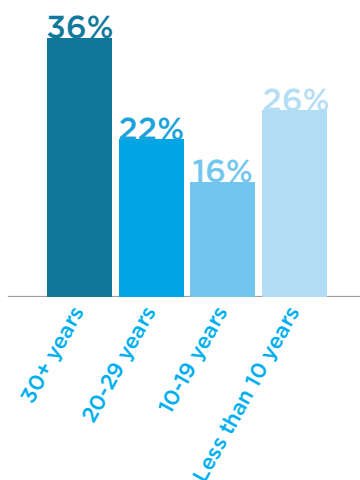
1,500 Jewish
children ages 17
and under

2,200 non-
Jewish adults
living in a household

800 non-
Jewish children
ages 17 and under
living in a Jewish
household



NUMBER OF YEARS LIVING IN NASHVILLE AND MIDDLE TENNESSEE



Our community is highly active and engaged; **82% of Jewish households in Nashville and Middle Tennessee are involved in Jewish communal life**, and nearly half (47%) are moderately or highly engaged.

Community Strengths

- Our community is considered warm and welcoming to newcomers, including to interfaith families and/or same sex couples.
- We have a high level of collaboration amongst our local congregations and agencies. All of our local organizations work together to include the ENTIRE Jewish community when it comes to programming and welcoming non-members.

Overall, three-fifths (60%) of Jewish households in Nashville and Middle Tennessee include a married couple. Over half of these marriages (56%) are intermarriages, higher than the national average of 44%.

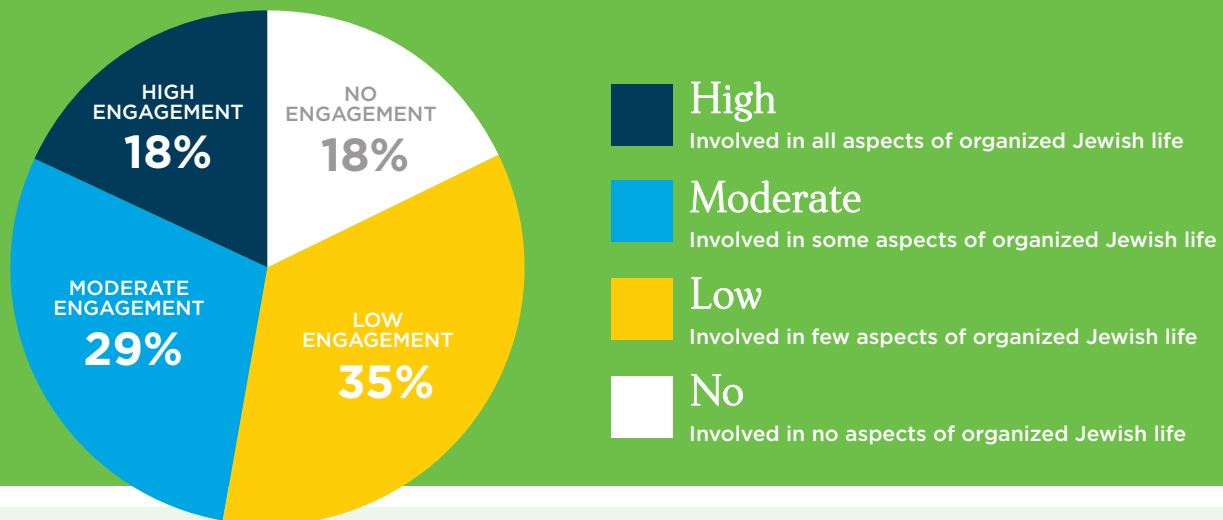


We have a **higher than average intermarriage* rate among Jewish adults** at 56%.

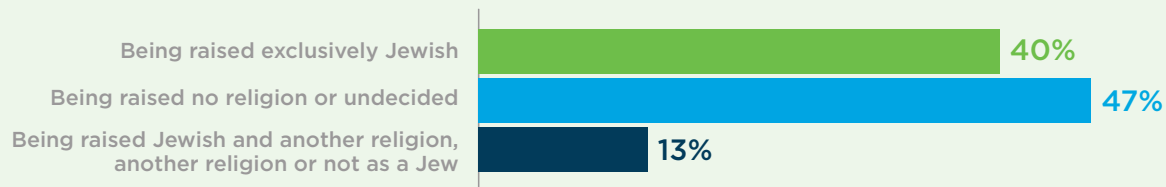


*Intermarriage: Only one spouse self-identifies as Jewish

Levels of Community Engagement

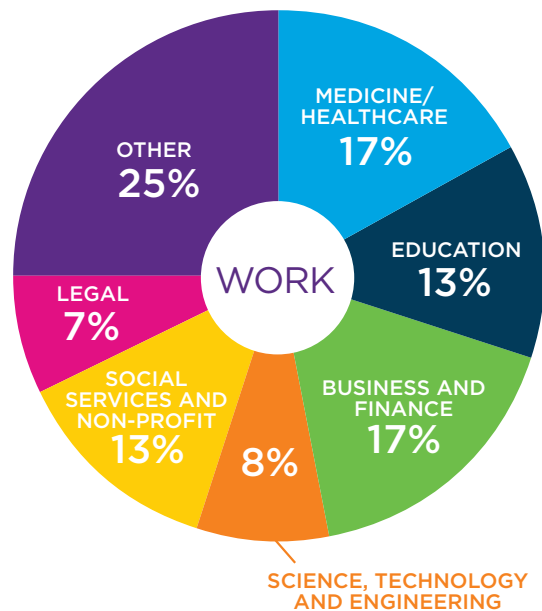


CHILDREN LIVING IN INTERFAITH FAMILIES

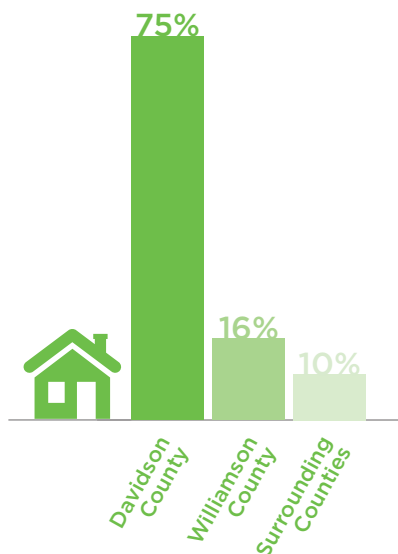


We are highly educated. **86% of Jewish adults have at least a bachelor's degree**, with 54% attaining an advanced degree, significantly higher than the national average among Jewish adults of 58% with at least a bachelors degree and 28% attaining an advanced degree.

WHAT WE DO OCCUPATIONS



WHERE WE LIVE JEWISH HOUSEHOLDS BY COUNTY



6

We are relatively affluent. **50% reported household incomes of over \$100,000** and **85% describe their household standard as prosperous or comfortable... but some of us face poverty and need help.**



CARING FOR THOSE IN NEED IN OUR COMMUNITY

In the past year, 11% of our community has had to cut back on basic needs —skipping meals, not getting a prescription filled for medication, or missing at least one housing payment— as a result of financial circumstances.

15%

of Jewish households said that they were “just getting along,” nearly poor or poor.

Ritual Life in Jewish Nashville

7

Our synagogue affiliation rate of 42% is slightly higher than the national average of 39%, with 5% belonging to more than one congregation.

Almost half (48%) of long-time Nashville residents (those who have lived here for 11 years or more) belong to a local synagogue, compared to 31% of newcomers.

Adult Affiliation by Denomination

RECONSTRUCTIONIST/
RENEWAL/OTHER

1%

SECULAR, JUST
JEWISH OR
CULTURALLY
JEWISH

24%

REFORM

45%

CONSERVATIVE

24%

ORTHODOX



82% of Jewish households have been to a synagogue hosted program.



20% of Jewish households have a member who participates in Jewish programs at least monthly.

Jewish Involvement



Synagogues are the primary institutions for participation in the organized Jewish community. **82% of households have been to one or more programs organized by a local synagogue in the past year.**

ATTENDANCE AT JEWISH COMMUNITY EVENTS



We support each other's programming regardless of affiliation. Community members frequently attend programs organized by synagogues to which they do not belong.

JEWISH RITUAL LIFE

49%

of our community lights Shabbat candles at least sometimes

86%

of Jewish households light Hanukkah candles, higher than the national average of 75%

81%

of Jewish households participate in a Passover seder, higher than the national average of 70%

9%

keep kosher at home or all the time

For each congregation, between one-quarter (27%) and two-thirds (64%) of program attendees were not members of that synagogue, and about one-quarter of synagogue-based program attendees (28%) did not belong to any local synagogue.


Jewish Education

10

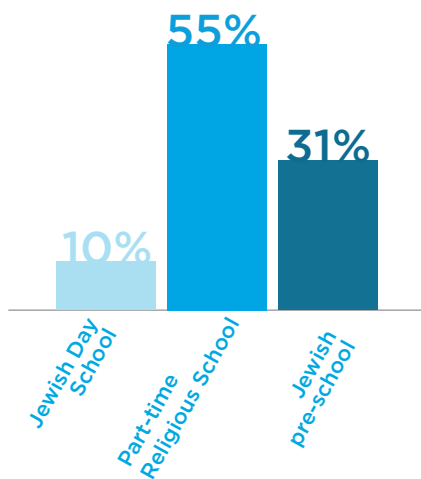
Over half (55%) of preschool-aged Jewish children are enrolled in non-Jewish preschools, compared to 31% in Jewish preschools.

- 55% of age-eligible Jewish children are enrolled in Jewish religious school (part-time).
- 10% of age-eligible children in our community are enrolled at Akiva School.

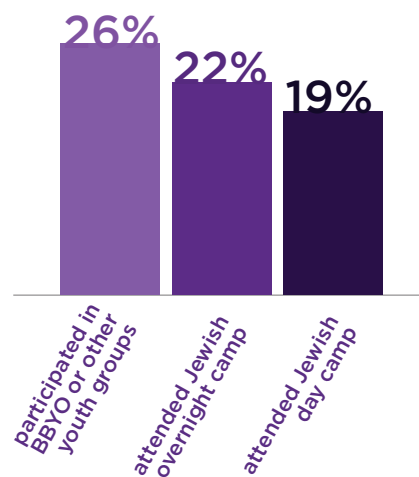
Among all girls aged 12 and older or all boys aged 13 and older, just over half (53%) have celebrated, or intend to celebrate, a bar or bat mitzvah. 80% of age-eligible children being raised exclusively or partially Jewish have had or plan to have a bar/bat mitzvah.




CHILDREN IN JEWISH EDUCATION



PARTICIPATION IN INFORMAL JEWISH EDUCATION
YOUTH GROUPS, JEWISH OVERNIGHT CAMP, JEWISH DAY CAMP





11

Nearly half (46%) of age-eligible families participate in the PJ Library program and receive a free book about Jewish themes each month.

Israel

12

Half of our Jewish adults have been to Israel, including 21% who have visited more than once; by contrast, 43% of all American Jews have been to Israel, including 23% who have visited more than once.

42%

of Nashville and Middle Tennessee's Jewish community feels strongly connected to Israel.



13

31% of young adults (aged 42 and under) in our community have gone on a Birthright Israel trip.




One-third (32%)
of Jewish adults

believe Nashville has
a JAFI Partnership
Region in Israel.
Approximately 19%
correctly identified this
area as Hadera-Eiron.



14

50% of our Jewish community seeks news about Israel at least weekly; 22% seek news about Israel at least daily.



15

Almost half of Jewish adults are aware that Nashville has a community shlich, or Israel emissary.

Local Jewish Continuity

16

In the month before our survey, one half of Jewish adults in our community volunteered for any organization, including 61% of synagogue members and 62% of Vanderbilt affiliated adults. 28% of Jewish adults volunteered for Jewish organizations in the month prior to completing the Demographic Study survey.

31% of Jewish households include at least one person who is a Vanderbilt student, alumnus/alumna or employee.





Our young adults want to be more involved in the Jewish community.
94% expressed interest in greater involvement in the community.

Almost three quarters of young adults have been invited to a Jewish program in the past six months and over half (56%) have participated.

Legacy Giving

One in ten households have designated a Jewish organization in their will.

37% of age-eligible children who had a Bar/Bat Mitzvah have a B'nai Tzedek fund at the Jewish Foundation.



95% of Jewish adults have made a charitable donation in the past year.
Of all donors, 76% made a gift to at least one Jewish organization.

Jewish Nashville's top volunteer causes:



EDUCATION



POVERTY



HEALTH



ISRAEL



CULTURE



POLITICS

JEWISH YOUNG ADULTS

There are
approximately

1,300 young
adults

in Nashville and Middle
Tennessee Jewish
households,
of whom

900 are
Jewish.

There are
approximately

450
“young adult
households”

in the community,
defined as households
comprised solely of
individuals

aged 18-39
without
children.

