



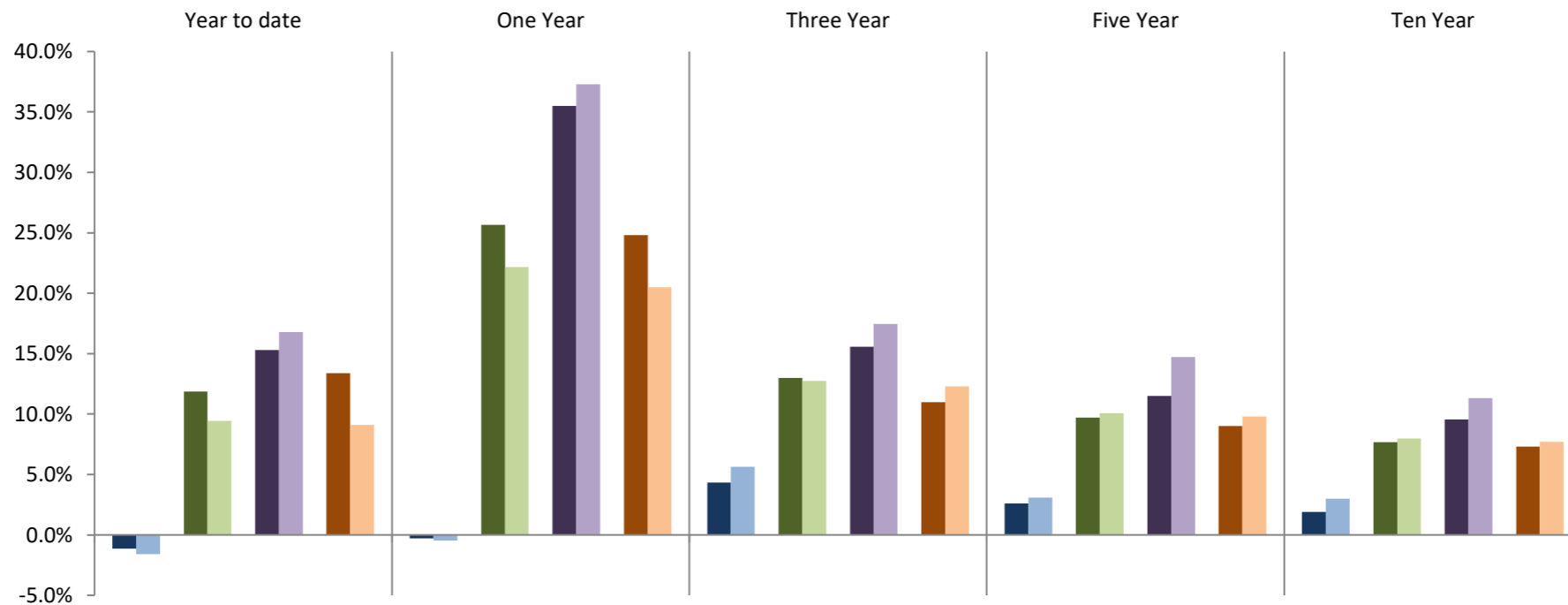
Combined Jewish Philanthropies Donor Advised Funds

As of 10/31/2021

Returns Compared to Benchmarks

Investment Option/Benchmark	Objective	One Month	Year to Date	One Year	Three Year	Five Year	Ten Year
Fixed Income Fund	Current Income	-0.1%	-1.1%	-0.3%	4.3%	2.6%	1.9%
Barclays Aggregate		0.0%	-1.6%	-0.5%	5.6%	3.1%	3.0%
Diversified Fund	Long Term Growth of Capital & Current Income	3.5%	11.9%	25.7%	13.0%	9.7%	7.7%
60% MSCI ACW, 40% Barclays Aggregate		3.0%	9.4%	22.2%	12.7%	10.1%	8.0%
Equity Fund	Long Term Growth of Capital	4.1%	15.3%	35.5%	15.6%	11.5%	9.6%
100% MSCI All Cap World		5.1%	16.8%	37.3%	17.5%	14.7%	11.3%
Jewish Community Endowment Pool, LLP	Long Term Growth of Capital & Current Income	1.5%	13.4%	24.8%	11.0%	9.0%	7.3%
60% MSCI ACW, 40% Barclays Int Treasury		2.8%	9.1%	20.5%	12.3%	9.8%	7.7%
Money Market Fund	Capital Preservation & Current Income	0.0%	0.0%	0.0%	0.9%	1.0%	0.5%
91 Day T-Bill		0.0%	0.0%	0.1%	1.1%	1.2%	0.6%

Three, five and ten year returns are annualized. Returns are net of investment management fees, but not DAF program administrative or custodial fees. JCEP returns are net of investment management and custodial fees. Returns for individual DAFs will vary due to the timing of gifts to and grants from each DAF. Access to JCEP subject to certain conditions, please contact CJP for detailed information. Prior to 10/2019, Diversified Fund was known as Balanced Fund.



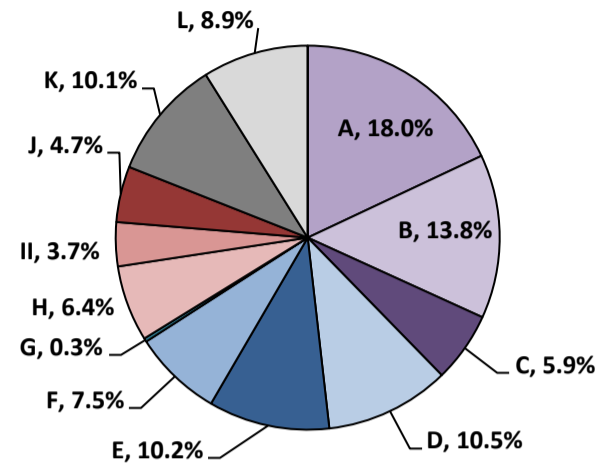
Combined Jewish Philanthropies Donor Advised Funds

As of 10/31/2021

Investment Options Asset Allocations

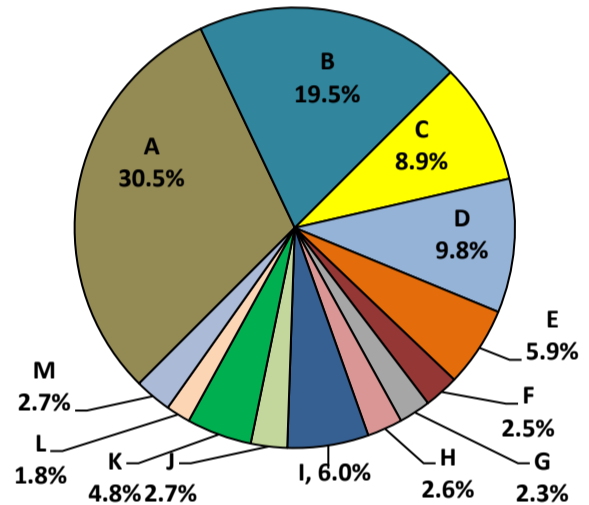
Jewish Community Endowment Pool, LLP

	Actual
A Hedged Equity	18.0%
B Open Mandate	13.8%
C Credit	5.9%
D Domestic Equity	10.5%
E Non-US Developed Equity	10.2%
F Global Equity	7.5%
G Emerging Markets Equity	0.3%
H Venture Capital & Private Equity	6.4%
I Illiquid Credit	3.7%
J Real Assets & Real Estate	4.7%
K Fixed Income	10.1%
L Cash	8.9%



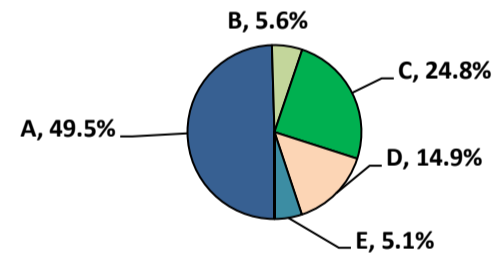
Diversified Fund

	Symbol	Strategy	Actual
A Fidelity Total Market Index	FSKAX	Large Blend	30.5%
B Fidelity Global ex US Index	FSPSX	Foreign Large Blend	19.5%
C Wasatch Emerging Markets Select Instl	WIESX	Diversified Emerging Mkts	8.9%
D iShares Gold Trust	IAU	Precious Metals	9.8%
E Cohen & Steers Realty Shares Fund I	CSJIX	Real Estate	5.9%
F American Beacon AHL TargetRisk	AHTPX	Multi-Asset	2.5%
G BlackRock Event Driven Equity Instl	BILPX	Market Neutral	2.3%
H LoCorr Long/Short Commodity Strat I	LCSIX	Commodities	2.6%
I PIMCO Commodity RealReturn Strategy I	PCRIX	Real Return	6.0%
J PIMCO TRENDS Managed Fut Strat I	PQTIX	Managed Futures	2.7%
K Fidelity Inflation-Protected Bond Index	FIPDX	Inflation Protected Bond	4.8%
L Fidelity Long-Term Trs Bd Index	FNBGX	Long Government	1.8%
M iShares iBoxx \$ IG Corp Bd ETF	LQD	Corporate Bond	2.7%



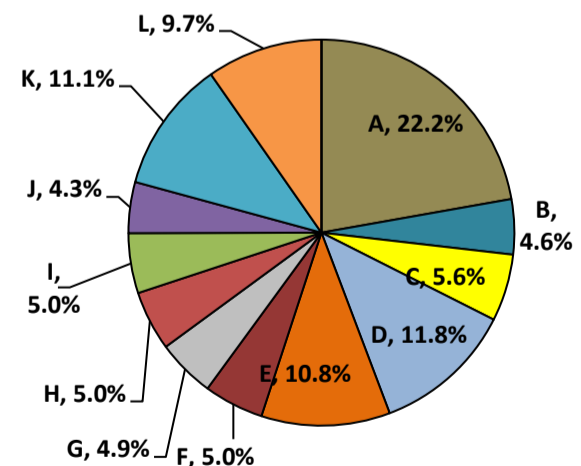
Fixed Income Fund

	Symbol	Strategy	Actual
A Fidelity Shrt-Term Trs Bd Index	FUMBX	Short Government	49.5%
B Fidelity Long-Term Trs Bd Index	FNBGX	Long Government	5.6%
C Vanguard MBS Index Admiral	VMBSX	Inter. Government	24.8%
D iShares iBoxx \$ IG Corp Bd ETF	LQD	Corporate Bond	14.9%
E Lord Abbett Floating Rate I	LFRIX	Bank Loan	5.1%



Equity Fund

	Symbol	Strategy	Actual
A Fidelity Total Market Index	FSKAX	Large Blend	22.2%
B Fidelity Global ex US Index	FSGGX	Foreign Large Blend	4.6%
C Akre Focus Instl	AKRIX	Large Growth	5.6%
D Diamond Hill Large Cap Y	DHLYX	Large Value	11.8%
E Fidelity Extended Market Index	FSMAX	Mid-Cap Blend	10.8%
F Artisan International Value Instl	APHKX	Foreign Large Blend	5.0%
G Oakmark International Institutional	OANIX	Foreign Large Blend	4.9%
H Wasatch International Growth I	WIIGX	Foreign Small/Mid Growth	5.0%
I WCM Focused International Growth I	WCMIX	Foreign Large Growth	5.0%
J Wasatch Emerging Markets Select Instl	WIESX	Diversified Emerging Mkts	4.3%
K FPA Crescent	FPACX	US Allocation	11.1%
L Wells Fargo Absolute Return Inst	WABIX	World Allocation	9.7%



Money Market Fund

	Symbol	Strategy	Actual
Fidelity Money Market Treasury Only	FRSXX	Money Market	100%

Portfolios other than the Money Market Fund and JCEP typically hold cash up to 3-5% of portfolio assets to support grant recommendations. Actual asset allocations may vary due to market fluctuations. Prior to 10/2019, Diversified Fund was known as Balanced Fund.