

# Community Security Initiative

## 2020 Year-End Report

January 1, 2020 - December 31, 2020

# Community Security Initiative

Improving the level of safety, security, and preparedness throughout Greater MetroWest NJ.

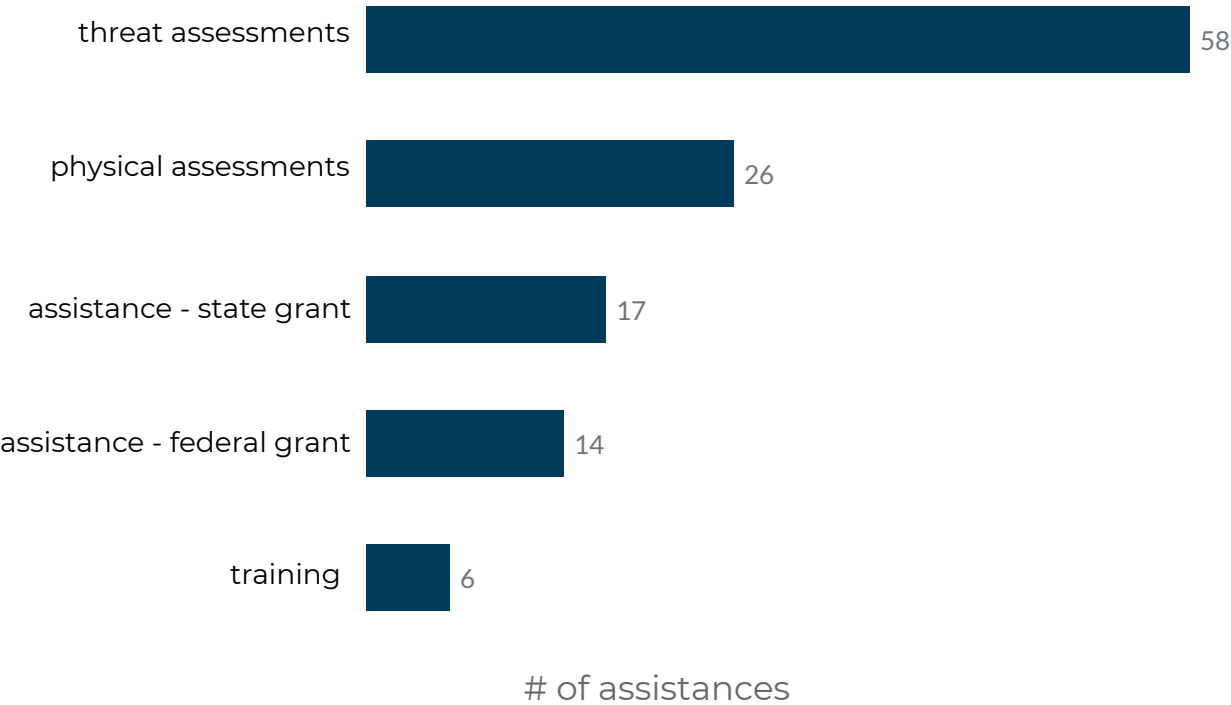
## How the Community Security Initiative Assists Institutions within Greater MetroWest.

During 2020, the Chief Security Officer (Bob Wilson) assisted:

**73** institutions **110** times

-  **58** Threat Assessments
-  **31** Assistance - Security Grants
-  **26** Physical Assessments
-  **6** Training Classes

53% of the institutions requests were for threat assessments.



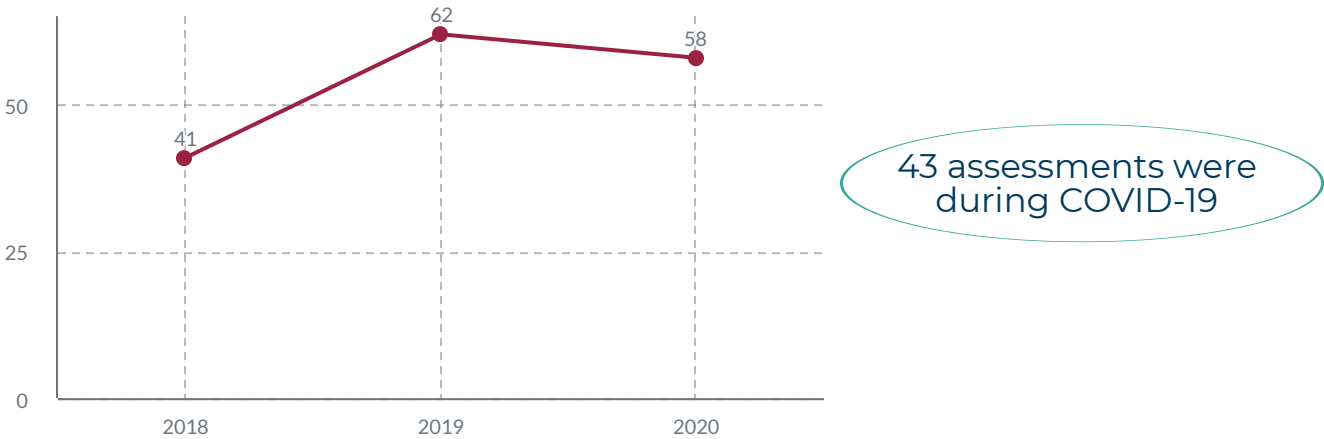
# Community Security Initiative

Improving the level of safety, security, and preparedness throughout Greater MetroWest NJ.

## Threat Assessments:

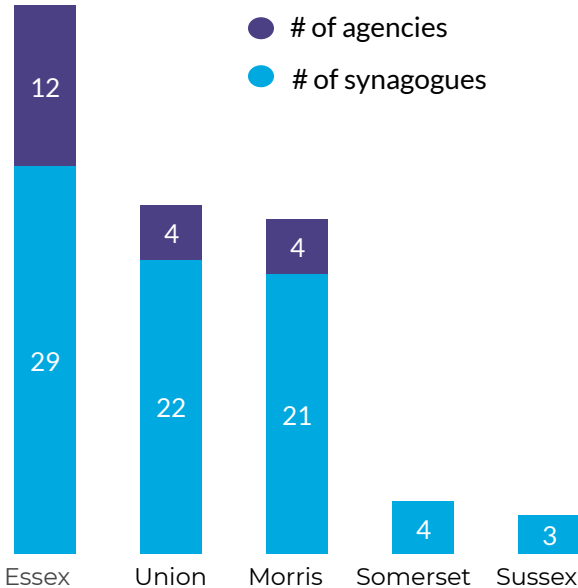
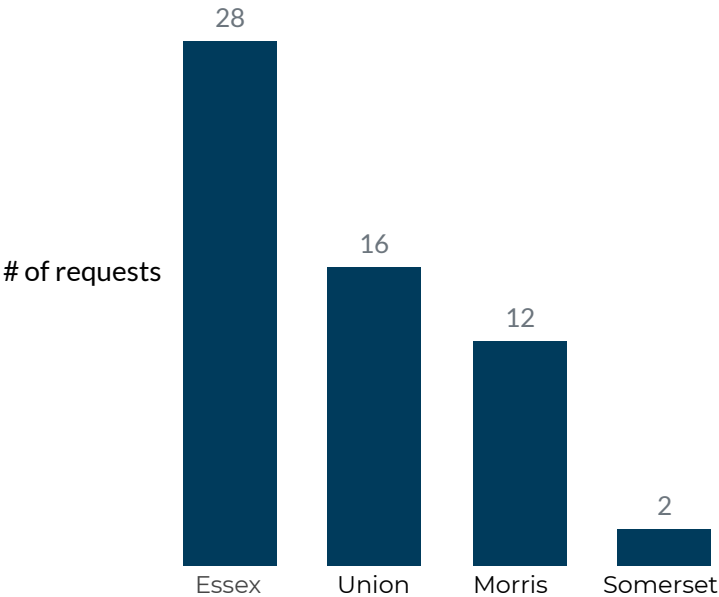
Threat assessments involved **vandalism, emails, social media postings, interrupted video-conferencing, flyers posted, letters received and phone calls**, which often included displays of hate symbols and anti-Semitic messages. The most common incidents assessed were expressed threats, implied threats and vandalism.

During 2020, Bob Wilson conducted **58** threat assessments.



**48%** of the requests for threat assessments were located in Essex county.

**48%** of institutions are located in Essex county.



# Community Security Initiative

Improving the level of safety, security, and preparedness throughout Greater MetroWest NJ.

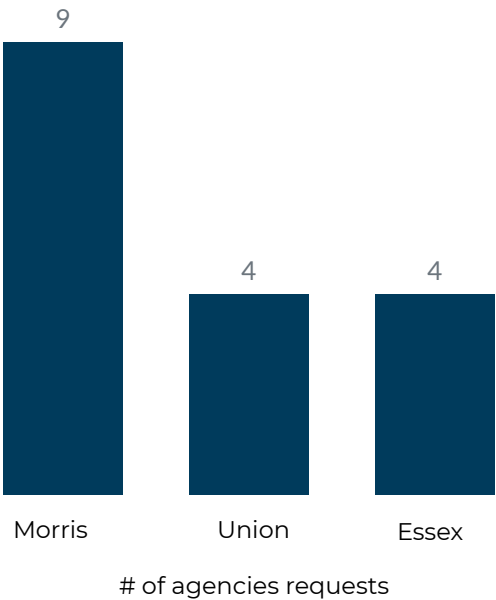
## Threat Assessments:

### Threat assessments were requested by:\*

 **30** synagogues  **17** partner agencies

**63%** of the synagogues were located in Essex county.

**53%** of the partner agencies were located in Essex county.



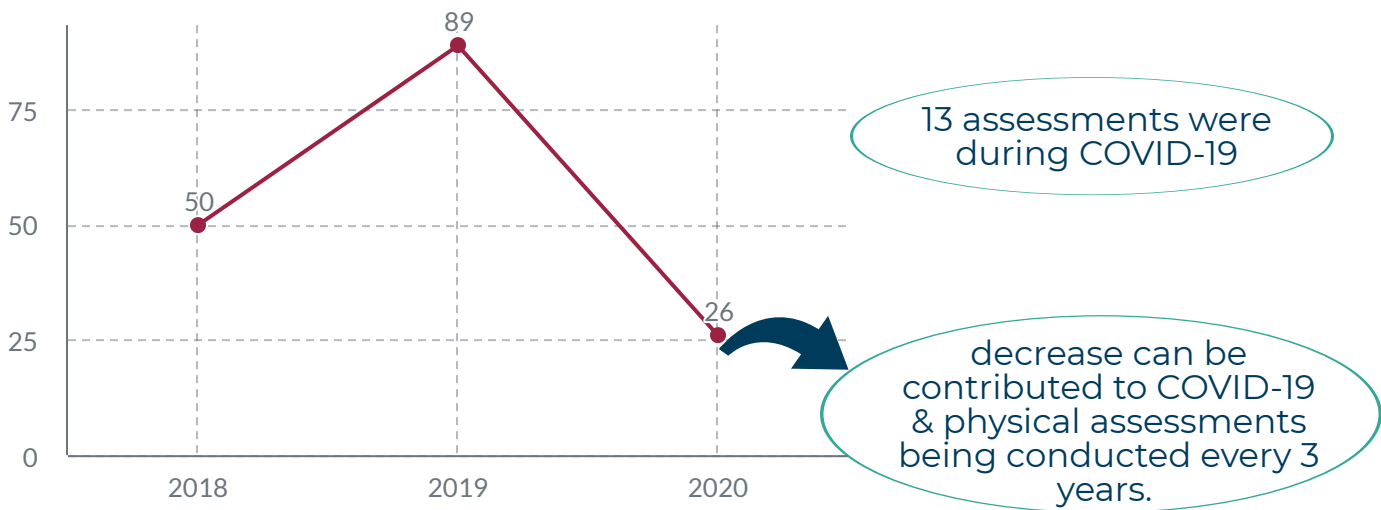
\* 11 threat assessments were requested by law enforcement, community members and security partners.

# Community Security Initiative

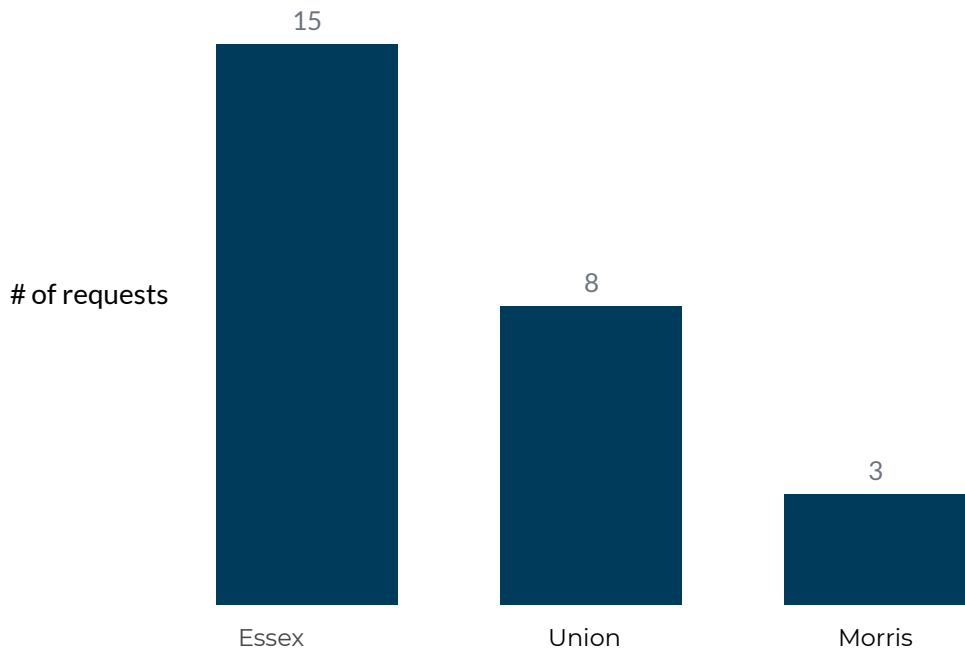
Improving the level of safety, security, and preparedness throughout Greater MetroWest NJ.

## Physical Assessments:

During 2020, Bob Wilson conducted **26** physical assessments.



**54%** of the requests for threat assessments were located in **Essex county**.



# Community Security Initiative

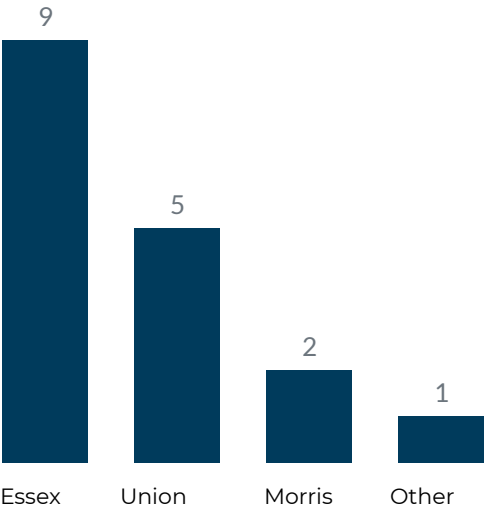
Improving the level of safety, security, and preparedness throughout Greater MetroWest NJ.

## Physical Assessments:

### Physical assessments were requested by:

 17 synagogues

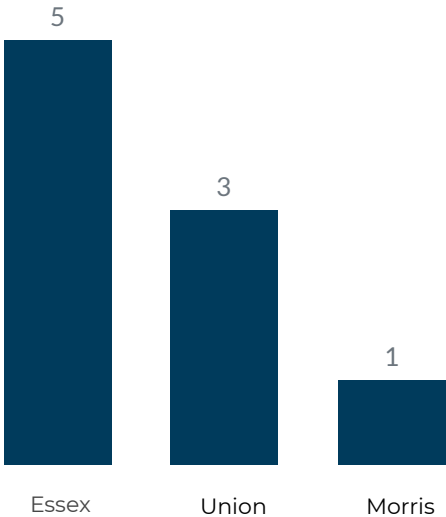
53% of the synagogues were located in **Essex county**.



# of synagogue requests

 9 partner agencies

55% of the partner agencies were located in **Essex county**.



# of agencies requests

"I love Bob Wilson. He's been a friend and a trusted advisor. A lot of what we did to secure the synagogue is thanks to him". -Rabbi in GMW NJ

# Community Security Initiative

Improving the level of safety, security, and preparedness throughout Greater MetroWest NJ.

## Security Grant Assistance:

Bob Wilson assisted

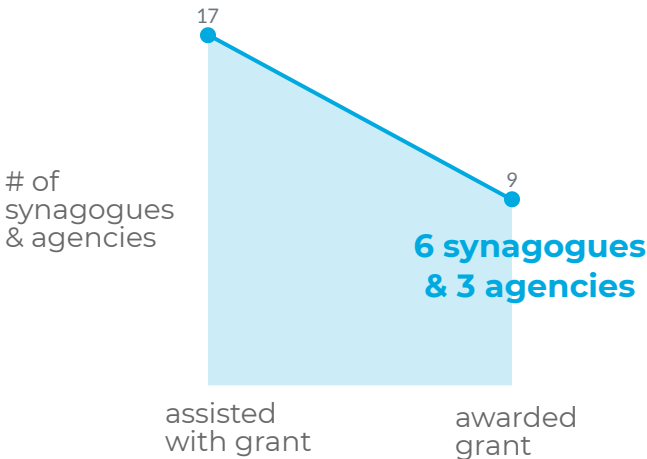


synagogues and partner agencies in obtaining security grants.



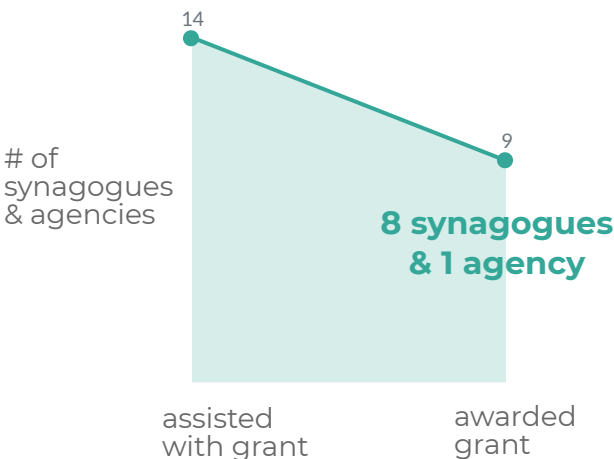
53% of institutions that Bob Wilson assisted received a state grant.

The Greater MetroWest community received \$210,000 in nonprofit security grants.



64% of institutions that Bob Wilson assisted received a federal grant.

The Greater MetroWest community received \$900,000 in nonprofit security grants.



# Community Security Initiative

Improving the level of safety, security, and preparedness throughout Greater MetroWest NJ.

## Security Grant Assistance:

**Bob Wilson lobbied on the existing threat in the Greater MetroWest Jewish community.**

before the State Senate:



**NJ increased** security state funding to

**\$1,000,000**

an **increase** of **\$500,000**.

in Washington DC:



**Department of Homeland Security**  
increased federal nonprofit security  
funding to

**\$90,000,000**

an **increase** of **\$40,000,000**.



# Community Security Initiative

Improving the level of safety, security, and preparedness throughout Greater MetroWest NJ.

## What our Synagogues and Partner Agencies are saying\*

93%

believe their organization is **better prepared** for a security threat **because of** Jewish Federation of Greater MetroWest's Chief Security Officer, **Bob Wilson**.

83%

always or usually **use** Jewish Federation of Greater MetroWest's Chief Security Officer, **Bob Wilson** as a **resource** when it comes to security and threats.

"I had called **Bob** in the evenings, in the mornings, weekends, spur of the moment, at home and even multiple times when he was on vacation, **always taking my calls**. I have asked him to meet in person or accompany me to meetings with LE/Security Officials on more than several occasions; **he obliges each of my requests eagerly**."-synagogue

"There is a plethora of Law Enforcement (LE)/Homeland Security agencies at the local, state, federal and cross-jurisdictional levels. As seems to be apparent in the Capitol Hill attack, they do not always communicate or work together seamlessly. The echelons of security are built on interpersonal relationships; **Bob has created a career's worth of excellent relationships**. I have witnessed these relationships. **I have leveraged my relationship with Bob to access his network, which has served our synagogue well**."-synagogue

"Robert (Bob) Wilson is a **vital asset** for MetroWest and our synagogue in particular. He is **thoughtful, pragmatic** and not shy about expressing a point of view. I **trust his judgment and assessments**."-synagogue security chairman

"**Bob Rocks!!!!!!!** He is our go to guy whenever we have any question related to security. **Our security chair, our co-presidents are all familiar with Bob and respect his opinion and info**."-synagogue Rabbi

# Community Security Initiative

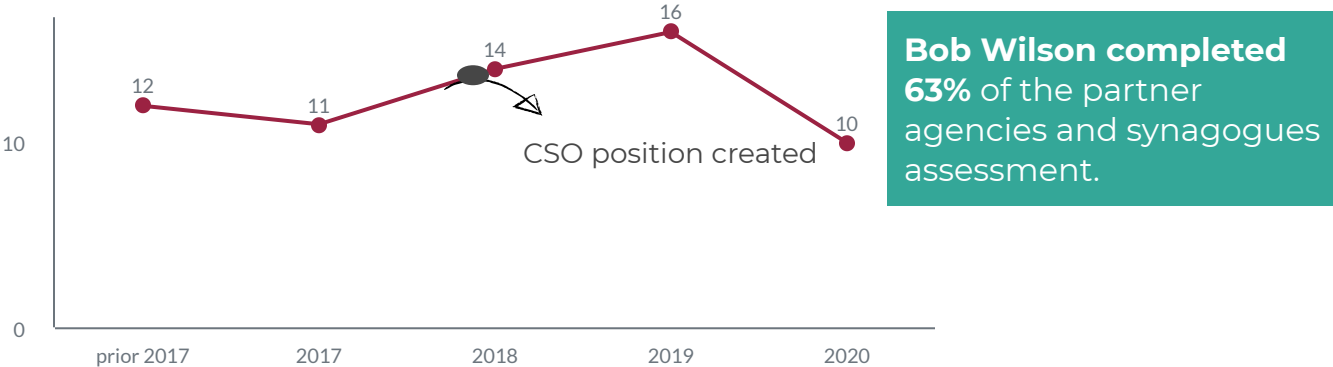
Improving the level of safety, security, and preparedness throughout Greater MetroWest NJ.

How concerned do synagogues and partner agencies feel about security of their organization?\*



## The preparedness of our synagogues and partner agencies:

**92%** of institutions had a security assessment.\*



Physical assessments are typically conducted every 3 years.

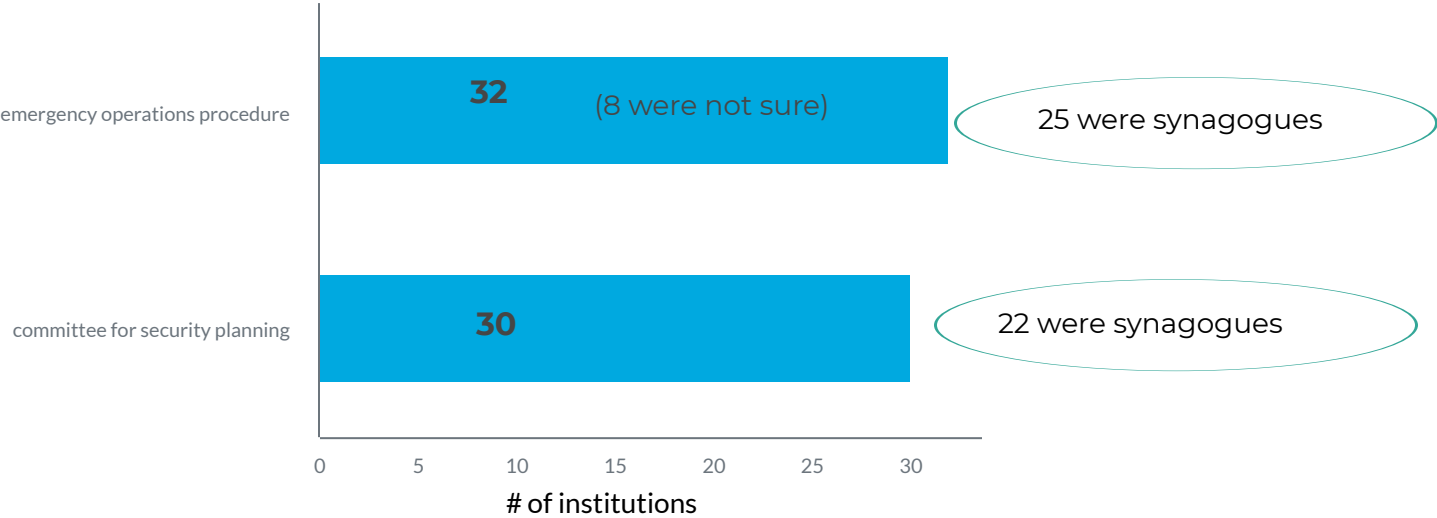
\* 53% response rate

# Community Security Initiative

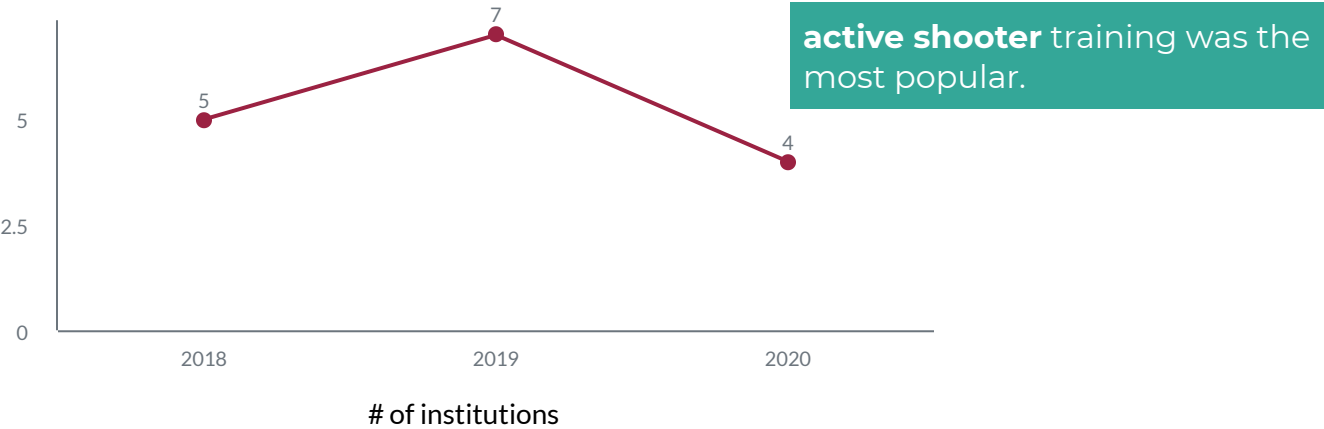
Improving the level of safety, security, and preparedness throughout Greater MetroWest NJ.

The preparedness of our synagogues and partner agencies:

73% of institutions have **Emergency Operations Procedures** and 67% have a **committee for security planning**.\*



48% of institutions had a security-related **training** with their congregants.\*



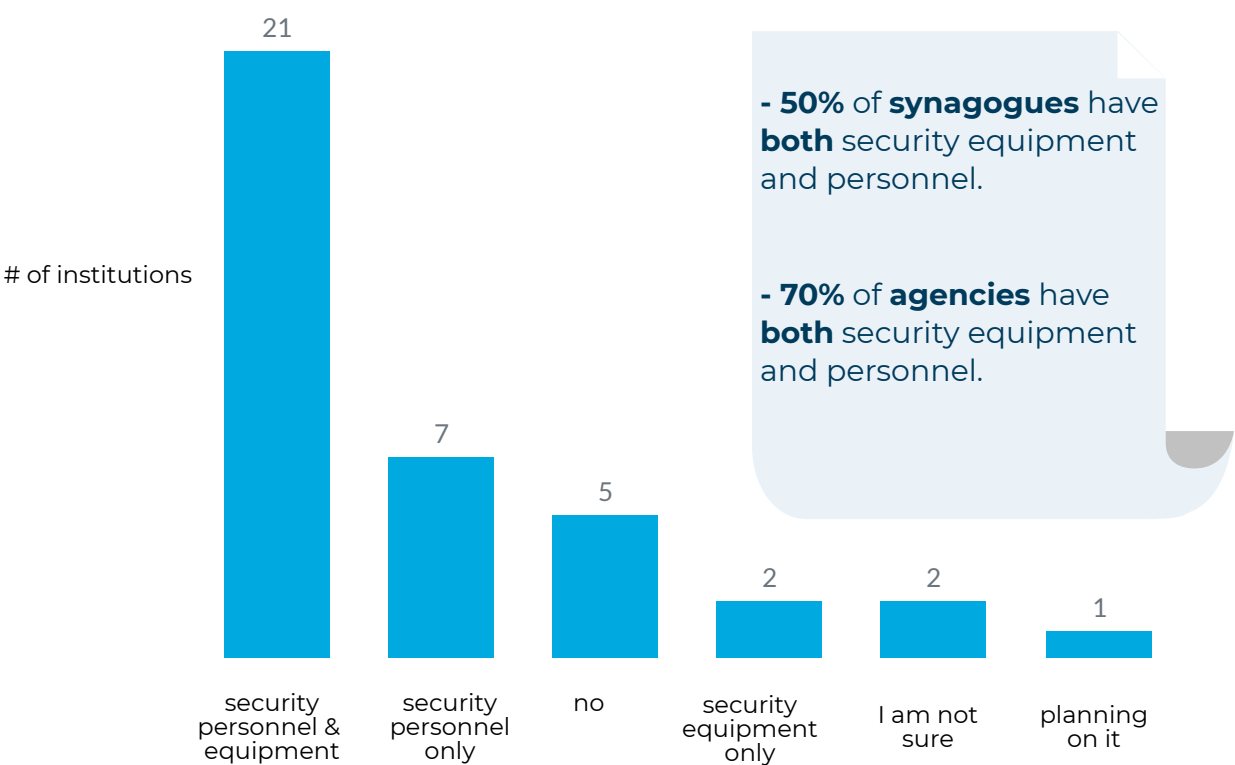
\* 53% response rate

# Community Security Initiative


Improving the level of safety, security, and preparedness throughout Greater MetroWest NJ.

## The preparedness of our synagogues and partner agencies:

55% of institutions use **security personnel and security equipment**.\*



The majority of institutions fund their security personnel and equipment from dues.\*



\*53% response rate

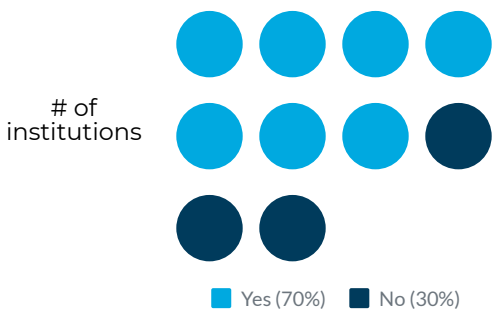
# Community Security Initiative

Improving the level of safety, security, and preparedness throughout Greater MetroWest NJ.

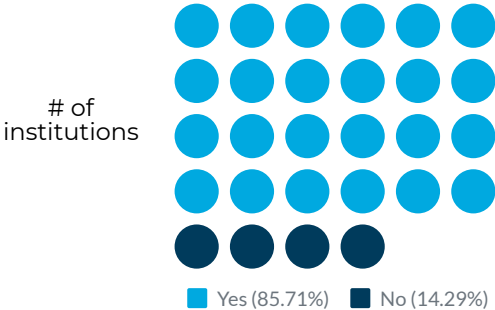
## The preparedness of our synagogues and partner agencies:

82% of institutions used security personnel prior to COVID-19.\*

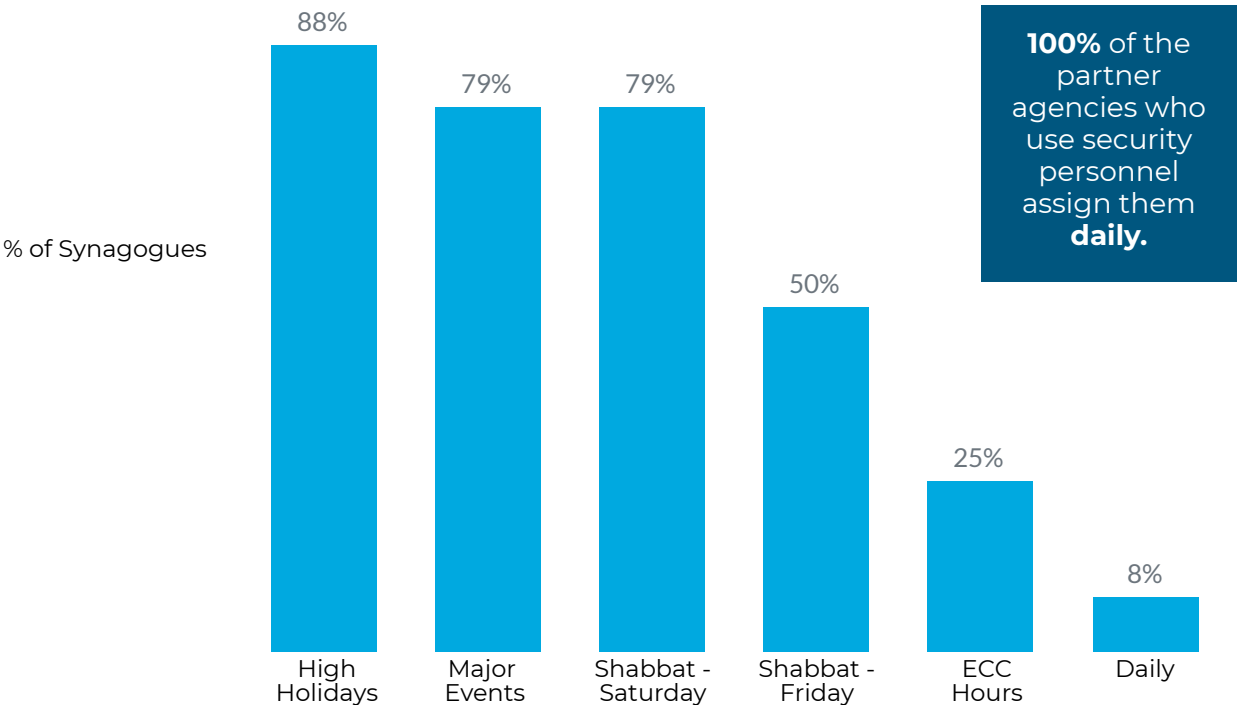
7 out of 10 partner agencies used security personnel.



24 out of 28 synagogues used security personnel.



88% of the synagogues who have security personnel assign them during High Holidays.\*



\* 53% response rate

# Community Security Initiative

Improving the level of safety, security, and preparedness throughout Greater MetroWest NJ.

## The preparedness of our synagogues and partner agencies:

89% of institutions have a good relationship with their police department.\*

25

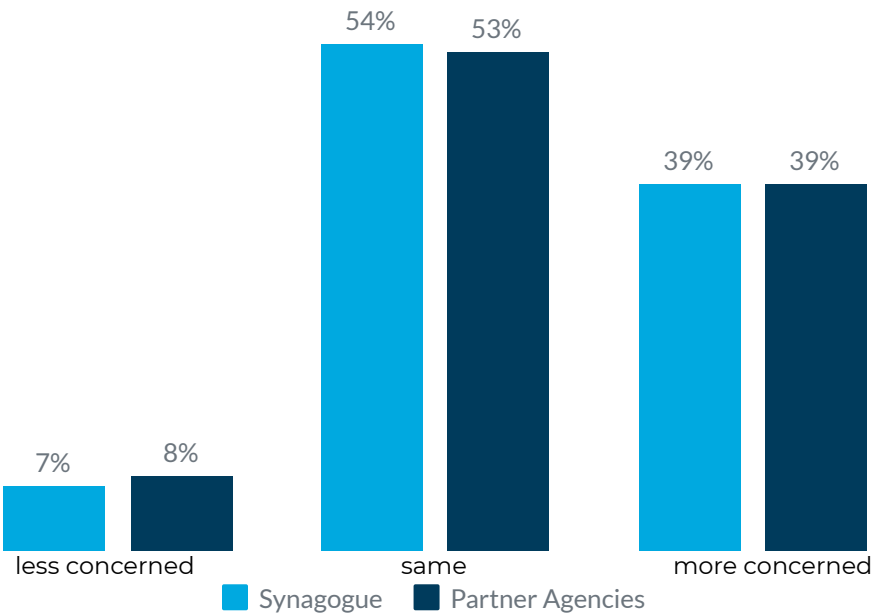
**Synagogues** have a good relationship.  
(3 have a decent relationship)

9

**Partner Agencies** have a good relationship.  
(1 does not have a relationship)

## What institutions are doing during COVID-19

53% of institutions feel the same concern about their security as last year.\*

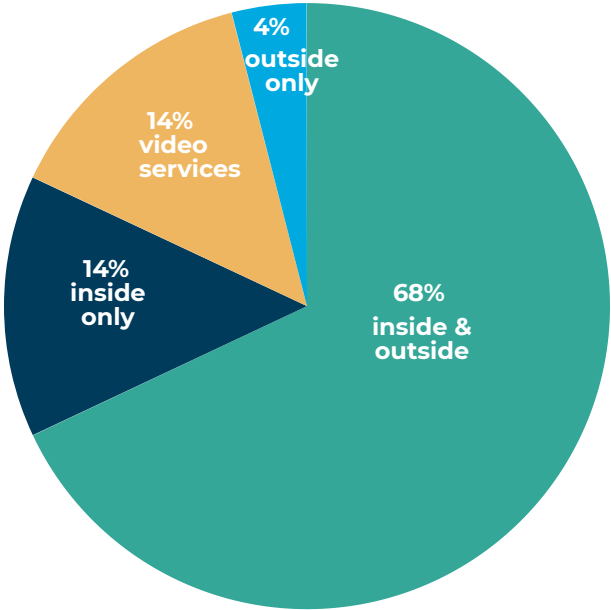


\*53% response rate

# Community Security Initiative

Improving the level of safety, security, and preparedness throughout Greater MetroWest NJ.

**68%** of synagogues had services both inside and outside.\*



\*53% response rate