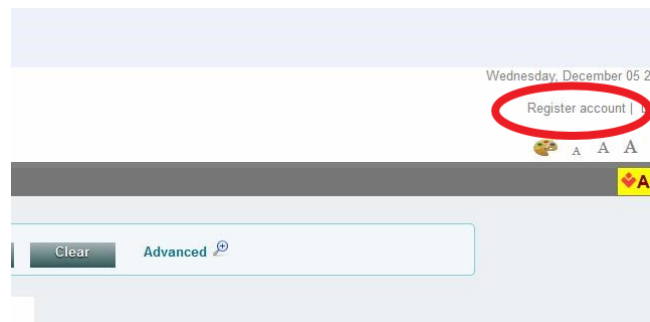


Create your online Library Account:

- Manage your account information
- Reserve and Renew your library books online
- Check out e-books and audiobooks

1. Open a web browser and navigate to www.levine-sklutjudaiclibrary.org

2. On the top right of the page, click “register account”



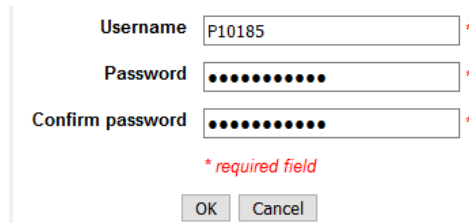
3. Enter your 6 digit Library Card number - beginning with “P” - from the back of your Library key tag, and click OK.



4. Verify that your information is correct and click “Next”



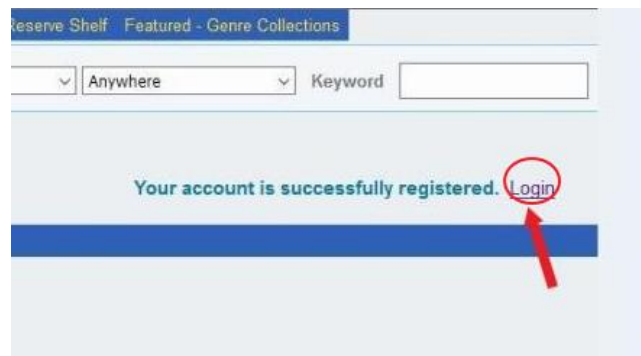
5. Enter your Library card number in the User Name field. Create and confirm your password. Then click "OK." Record your password in a safe location.



Registration form with the following fields and buttons:

- Username: P10185 *
- Password: [masked] *
- Confirm password: [masked] *
- * required field
- Buttons: OK, Cancel

6. Click "Login" and use your Library Card number and password to sign into your account. Once you sign in, you can check the status of your loans and renew or reserve books online.



7. To check out e-books and audiobooks, go to the Library home page www.levine-sklutjudaiclibrary.org and click on

