



Jewish Federation  
OF GREATER CHARLOTTE

CENTER for  
JEWISH  
EDUCATION

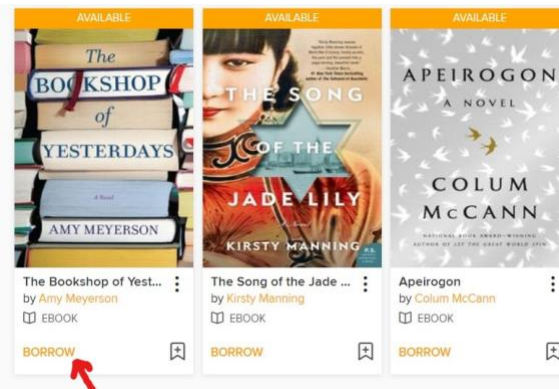
Inspiration

Innovation

Imagination

### Check out E-books and Audiobooks

1. Obtain a Library Card Number and Password from the Levine-Sklut Judaic Library. If you do not have a Library Card, or have forgotten your Password, fill out the online form [here](#).
2. Go to [www.jewishcharlotte.org/cje](http://www.jewishcharlotte.org/cje) and click on e-Books.
3. Browse the e-book collection, find a book you want to check out, and click "Borrow" beneath the title. \*

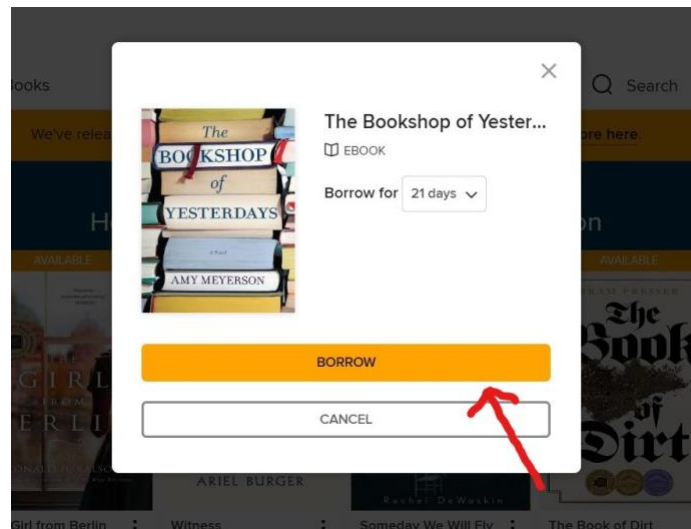


\* If you see "Place a Hold," rather than "Borrow," it means the book is already checked out. Place a hold to have the title automatically checked out to you when it is returned.

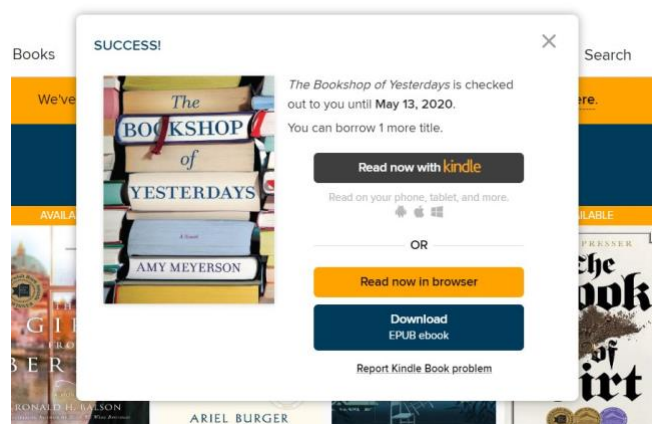
4. Sign in with your Library Card number (beginning with P) and your PIN/Password.

[www.jewishcharlotte.org/CJE](http://www.jewishcharlotte.org/CJE)

5. Click “Borrow” again.



6. Chose how you want to read your e-book:



- Read now with Kindle – Read on your Kindle device or in the Kindle app (you will need to log into your Amazon Account when prompted)
- Read Now In Browser – Read on your computer
- Download EPUB ebook – Read in the Overdrive or Libby App

7. For instructions on how to check out books directly from the Libby App, [click here](#).